


STAYING COVID-19 SECURE IN 2020.

PROTECT.PREVENT.TOGETHER.



TU-O-64 | May 2020
Version 1.0

**BMW
GROUP**

THE NEXT
100 YEARS 



Rolls-Royce
Motor Cars Limited

CONTEXT OF THIS UK MANAGEMENT DOCUMENT. FOREWORD.

The COVID-19 Pandemic has implications for both the health of our associates and the economic position of our businesses in the UK. At BMW Group, the health and safety of everyone comes first. At the same time it is important that we also consider the long term success of our Company. We all have a responsibility to minimise the risk of COVID-19 infection at work and to secure the future of BMW Group operations in the UK.

This document forms the basis of the output of our risk assessments conducted across all BMW sites within the UK and sets out the necessary and practical control measures to protect the health of our associates.

Updated versions of this document will be published as required.

This document will enable us to implement and sustain effective control measures for our sites and areas of responsibility now and during the weeks ahead.

Stay Safe and Healthy.



Mark Adams, CR-H
HR Director Rolls-Royce Motor Cars

A handwritten signature in black ink, appearing to read 'M. Adams'.



Helen Ward, PZ-EU-UK
HR Director UK & Ireland

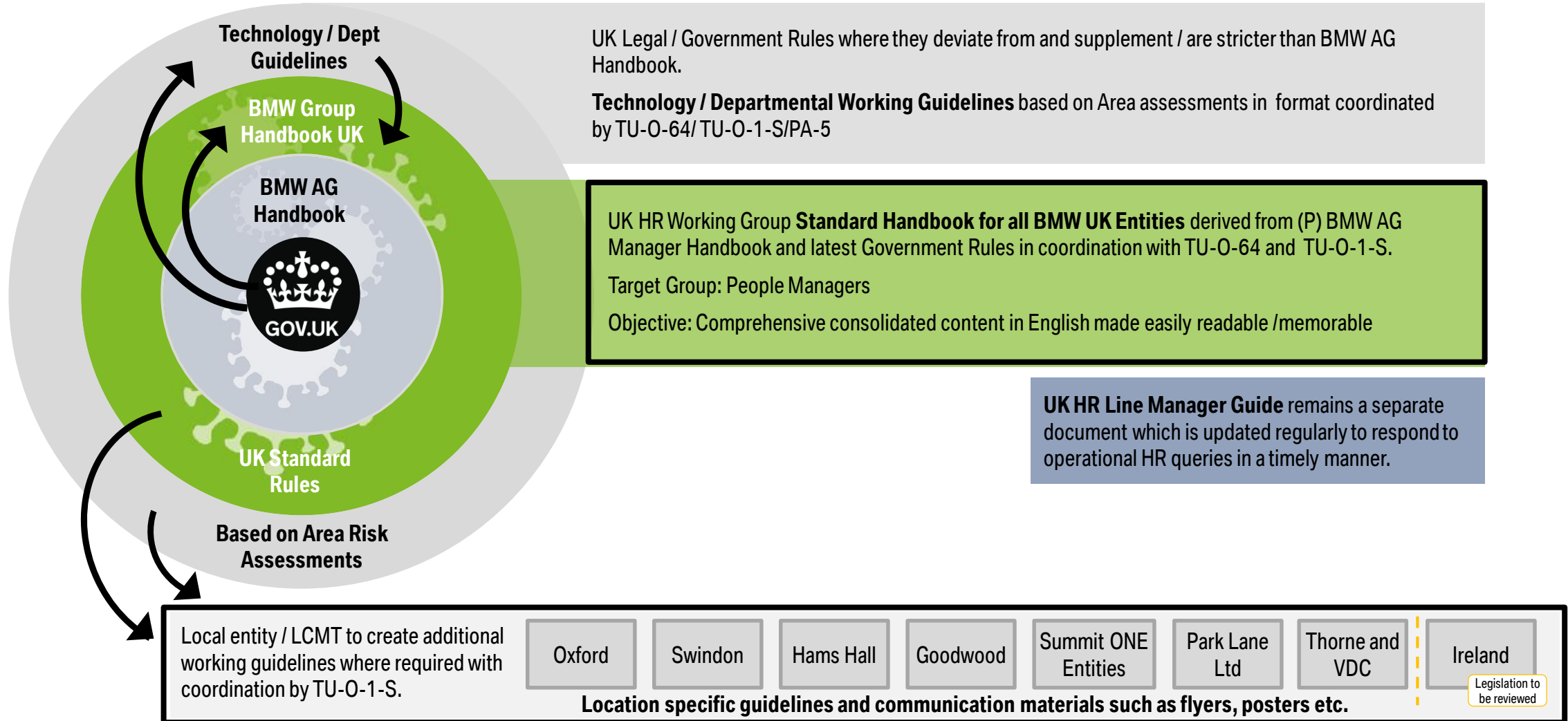
A handwritten signature in black ink, appearing to read 'H Ward'.



Bob Shankly, TU-O-6
HR Director Production Triangle

A handwritten signature in blue ink, appearing to read 'Bob Shankly'.


CONTEXT OF THIS DOCUMENT. APPROACH, STRUCTURE AND LINKS TO OTHER RELEVANT SOURCES.



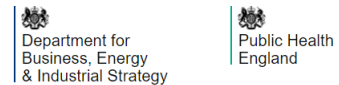
CONTEXT OF THIS UK MANAGEMENT DOCUMENT. LATEST UK GOVERNMENT GUIDANCE AT GOV.UK.



GENERAL PRINCIPLES



Home > COVID-19: guidance for employees, employers and businesses

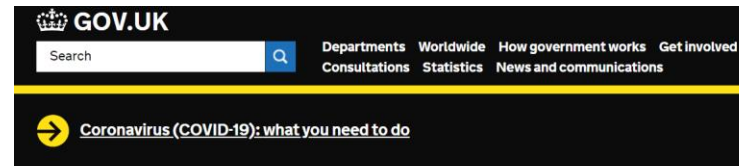


Guidance **Guidance for employers and businesses on coronavirus (COVID-19)**

Updated 7 April 2020

[LINK HERE](#)

SECTOR SPECIFIC GUIDANCE



Home > Business and industry

Guidance **Social distancing in the workplace during coronavirus (COVID-19): sector guidance**

Advice for employers on social distancing during coronavirus (COVID-19).

[LINK HERE](#)



Letter from the Secretary of State for Business, Energy and Industrial Strategy

as well as to protect the economy as much as possible. Every business has a role to play in helping the country defeat coronavirus.

Manufacturing is a critical part of our economy and I would like to be clear that there is no restriction on manufacturing continuing under the current rules. Guidelines from Public Health England provide best practice advice on how this can be done safely. Many across aerospace, chemical, automotive, steel, aluminium, pharmaceutical, packaging and other sectors, including those providing essential services and materials, have answered the call to action and are playing a direct role in combating COVID-19 by producing the material we need to fight the spread of the virus. It is vital that we ensure that servicing, parts and raw materials are available to keep vehicles and services on the road and operating. I would like to give you all my

[READ THE FULL LETTER HERE](#)



CONTROL MEASURES AND GENERAL PRINCIPLES. TWO PRIMARY CONTROL MEASURES AND THE ERICPD METHODOLOGY.

The contents of this document are guided by two primary control measures and the ERICPD hazard control methodology.

CONTROL MEASURES

There are **two primary control measures** identified by the UK Government and enforceable by Health & Safety Executive:



Physical (Social) Distancing* of individuals.
The physical control distance in the UK is **2 metres**.



Personal & Area Hygiene.

Therefore, we have produced a UK Management Handbook, which provides practical ways to manage the particular distancing & hygiene risk points in work environments therefore should be implemented.

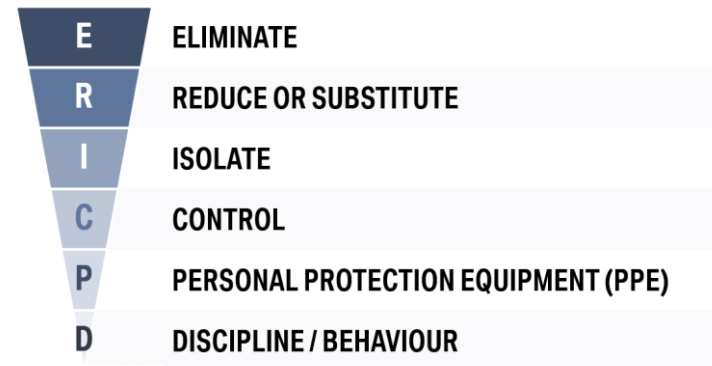


Please note that **all work activities** (incl. movements to / from locations) **are required to be risk assessed**

*see also latest Government Guidance published on 7 April 2020 [HERE](#).

METHODOLOGY

In determining suitable risk mitigation, controls are assessed using the UK standard hierarchy for hazard control in the work place (ERICPD Model):



The provision of **face masks** is **not** regarded as a **replacement for physical distancing** and is **not regarded** as PPE for the wearer. However, a face mask can offer protection to others in the vicinity and therefore will be issued to persons where the 2 metre rule is potentially compromised.

CONTROL MEASURES AND GENERAL PRINCIPLES. DEMONSTRATION OF RISK ASSESSMENT.



Trade Union (where applicable) and/or Employee Consultative Forum should be engaged/consulted with the risk assessment process or output, in relation to:

- Mitigation of the hazard;
- Return to safe operations within the workplace;
- Continuation of safe operations within the workplace.




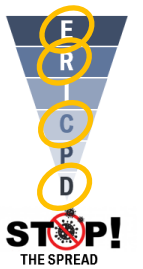
Results of risk assessment(s) (i.e. control measures) must be shared with associates via appropriate channels and through the use of the Government **FIVE STEPS TO SAFER WORKING TOGETHER** statement (by legal entity), which will be displayed on company sites and intranet as appropriate.



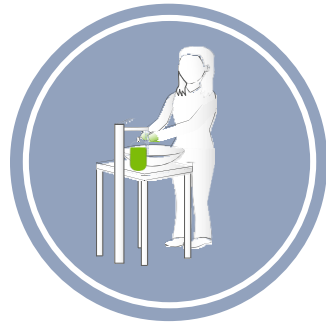
Plans should be put in place to publish the overview of the risk assessment output on the relevant company's external website.



CONTROL MEASURES AND GENERAL PRINCIPLES. WHAT ALL OF US CAN DO.



Make sure you maintain a minimum distance of at least 2 metres from other people — no matter what your working situation, and even if you are just having a break or a cigarette.



Avoid shaking hands. **Wash your hands often.** Clean them thoroughly with soap and water for at least 20-30 seconds, including the areas between the fingers.



Coughing and sneezing. Stay well away from other people, and cough or sneeze into the crook of your arm or into a paper handkerchief. Dispose of handkerchiefs immediately.



Do not touch your face with your hands. Keep your hands well away from your eyes, nose and mouth.



If you notice any symptoms of COVID-19, stay at home. If you experience any symptoms, such as a fever, cough or breathing difficulties, at work, advise your line manager and go home to self-isolate. Follow current NHS/PHE/ Gov.uk instructions. If symptoms worsen, contact NHS111 online or by phone. Testing may be available via the NHS.

For more detailed guidance on individual circumstances in relation to symptoms or underlying health conditions, please refer to the [UK HR Line Manager Guidance](#).



Your workplace and equipment should be cleaned thoroughly – this will be different by location. If you normally clean your workplace and equipment, you will need to do it every time you arrive or leave, and especially if you share it with somebody else. Use normal wipes, as these are sufficient. Alternatively, use a cleaning agent and a paper towel.

CONTROL MEASURES AND GENERAL PRINCIPLES. PERSONAL (HAND) HYGIENE.



According to the latest medical research, hand-washing remains the most effective way of keeping clean. **Wash your hands more often than usual, especially ...**

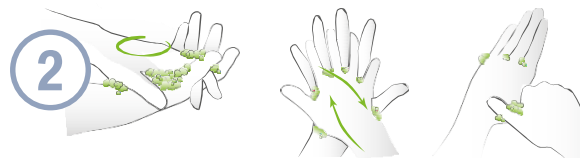
- ... after arriving at your workplace
- ... before and after eating
- ... after using the washroom
- ... after contact with high-use surfaces (e.g. in lifts)
- ... after coughing or sneezing.



In exceptional cases, hand sanitisers may be used instead of hand-washing.



1 Wet both hands and apply **soap or hand-wash (liquid or foam)**. Rub your hands thoroughly all over for at least **20-30 seconds** without using more water.



Clean them front and back, paying special attention to the areas between the fingers, the finger tips and the thumbs.



3 Afterwards, rinse your hands with **plenty of water**.



4 Dry your hands thoroughly using a **disposable paper towel**.



Apply sufficient hand sanitiser (3 – 5 ml) to your dry hands. Rub your hands to distribute it.

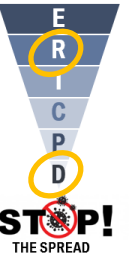







Rub the liquid into the palms and backs of your hands, between the fingers, and especially on the fingertips, nails and thumbs.



Hand sanitiser generally takes 30 seconds to work. Your hands should be damp for this length of time.

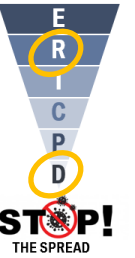
CONTROL MEASURES AND GENERAL PRINCIPLES. AREA HYGIENE AND CLEANING (1/2).



-  According to the European Centre for Disease Control a regular cleaning routine is – apart from hand hygiene – the most effective measure to prevent the spread of germs through surfaces.
-  It is not recommended to apply disinfection measures on a routine basis. Therefore, any general cleaning product will be fit for purpose. Where a case of COVID-19 is confirmed, the local Health Management team should be consulted and may advise the disinfecting of contact surfaces.
-  When cleaning surfaces such as desks at the workplace, keyboards, computer mice, etc., it is important to use a cleaning product to remove the virus. If cleaning wipes are not available, then alternatively use paper towels and cleaning product (e.g. washing-up liquid).
-  Kindly note that for tools and other work equipment, special cleaning product might be needed. Please specify and discuss with your associates.
-  Using the standard BMW purchase order systems, suitable products for the respective application can be ordered by the department. In production, when cleaning tools and other work equipment, the release in ZEUS must be ensured.



CONTROL MEASURES AND GENERAL PRINCIPLES. AREA HYGIENE AND CLEANING (2/2).



For the BMW Group this means:



Professional Cleaning Routine through Facilities. Cleaning protocols are reviewed and amended. In order to reduce risks of infection, more frequent cleaning is arranged across all facilities. Managers must consider how to meet the cleaning provider's schedule. Extra attention will be given to 'high touch' areas and surfaces such as door handles, hand rails, toilet facilities, lifts, staircases etc.



Workplaces and work equipment. Where usual to do so, associates are required to clean their work place (mostly desks, monitors, phone boxes) when starting and leaving work. Specifically, associates must clean their work equipment every time they arrive or leave, and especially if they share it with colleagues. Surface wipes will be provided by the relevant department.

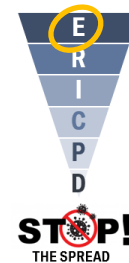
Where associates are unable to clean their work station (i.e. during shifts), breaks or alternative infection prevention measures may be considered. Examples include the wearing of protective gloves such as HyFlex for mechanical protection.



Waste disposal. Waste material should be disposed of quickly and appropriately in the correct bin.



TRAVEL TO / FROM WORK. BEFORE COMMENCING YOUR JOURNEY TO WORK.



Where your work is on one of our sites, before commencing your journey to work, please ask yourself the following three questions each day. Thank you for keeping safe!

1

Are you currently self-isolating or have you been in contact with someone who has symptoms of Coronavirus (COVID-19) in the last 14 days?

NO

YES → ⊗
Stay at home

2

Do you have a high temperature which means you feel hot to touch on your chest or back?

NO

YES → ⊗
Stay at home;
Check NHS Advise

3

Have you noticed any symptoms recently like a new continuous cough which means coughing a lot for more than an hour, or 3 or more coughing episodes in 24 hours (if you usually have a cough, it may be worse)?

NO

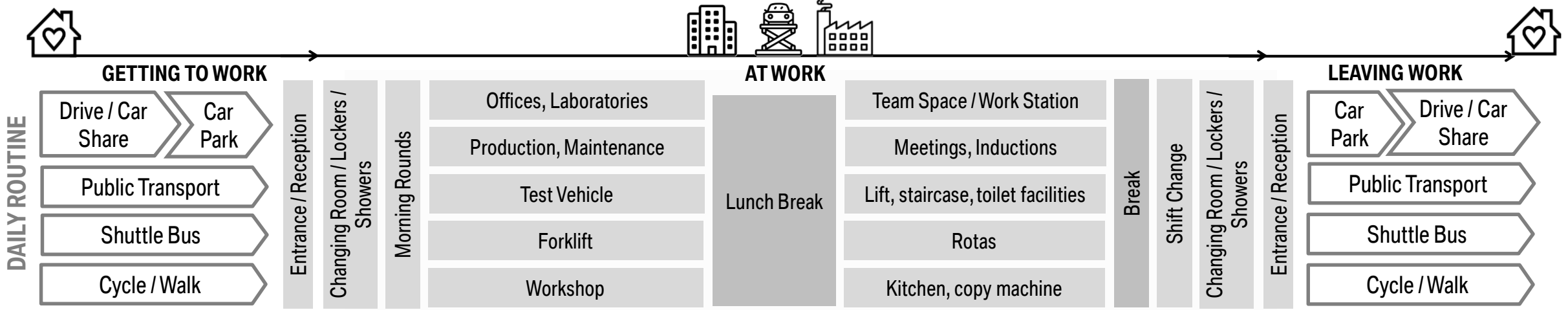
YES → ⊗
Stay at home;
Check NHS Advise

If you can answer any of those questions with YES, do not come in to the workplace and inform your Line Manager as soon as possible.
In case you have a high temperature or show other symptoms, check the [NHS Website](#) for further advice.

YOU CAN COME IN TO WORK

YOU CANNOT COME IN TO WORK

DAILY ROUTINE. PRODUCTION AND WORKSHOP ENVIRONMENT OVERVIEW.



CONTROL MEASURES

Ask yourself 3 questions before leaving home

Put on workwear before coming into work

Wash your hands before leaving home

Avoid Public Transport

Use own vehicle (avoid lift sharing if possible) or consider cycling / walking. If lift sharing is unavoidable, follow guidelines (see [here](#))

Park courteously

Refrain from using changing rooms, Lockers and Showers where possible

Stick to seating plan, **stay in designated work zone**

Clean work station at the beginning and end of working day thoroughly

Respect **physical (social) distancing rules**

Avoid face to face meetings, switch to online alternatives

Implement **staggered breaks** where possible

Enable social distancing in restaurants/cafes/break rooms (e.g. use dividers, reduce number of seats, etc.)

Where possible, implement screens on break room tables (e.g. perspex or other suitable material)

Clear signage in waiting areas to keep 2 metre distance and adhere to one-way system

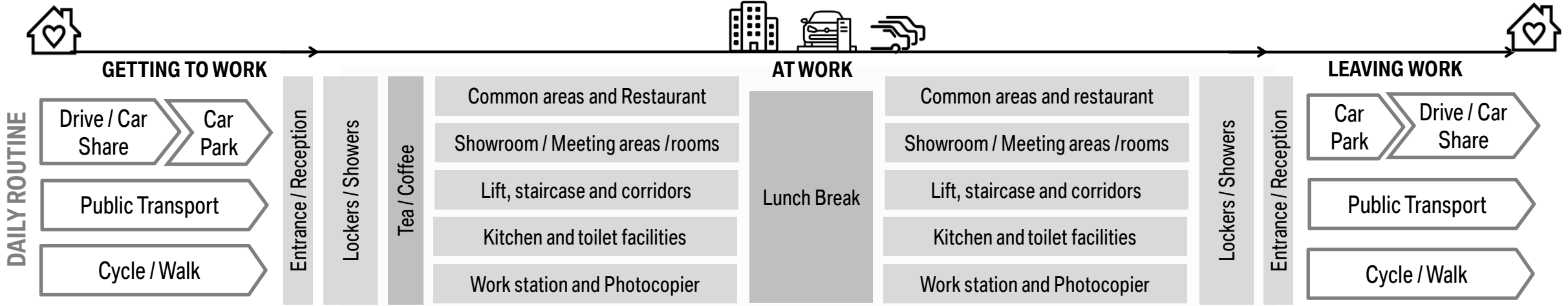
Wash hands regularly and thoroughly for 20-30 seconds

Do not share objects like dishes, pens, paperwork, chargers, etc. with other people

Wash your hands before leaving work and leave your workwear on

Leave by your designated exit point and adhere to one-way system

DAILY ROUTINE. OFFICE / CUSTOMER ENVIRONMENT OVERVIEW.



CONTROL MEASURES

Ask yourself 3 questions before leaving home

Wash your hands before leaving home

Avoid Public Transport

Use own vehicle (avoid lift sharing if possible) or consider cycling / walking. If lift sharing is unavoidable, follow guidelines (see [here](#))

Park courteously

Refrain from using showers where possible

Follow directional signage and adhere to one-way systems for corridors and staircases which won't allow for 2 metre distances when passing

Stick to seating plan, **stay in designated work zone**

Work stations will be thoroughly cleaned daily. Be mindful of cleaning times and prepare to clean desk at the start and end of each day if necessary

Respect **physical (social) distancing rule**

Avoid face-to-face meetings, switch to online alternatives

Stagger lunch breaks

Reduce number of seats in restaurants / cafes / break rooms

Refrain from shaking hands or any greeting that impedes the 2 metre social distancing rule

Wash hands regularly and thoroughly for 20-30 seconds

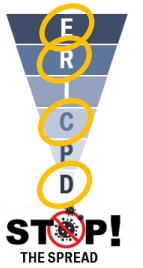
Do not share objects like dishes, pens, paperwork, chargers, etc. with other people

Only use office lockers when they are available outside of the 2 distance and be courteous in use


Wash your hands before leaving work

Leave by your designated exit point (where applicable) and adhere to one-way system in corridors, etc

DISTANCING, HYGIENE AND VENTILATION REGULATIONS WHEN AT WORK. COMMUNAL AREAS AND RESTAURANTS.



Extended opening hours and staggered breaks to avoid crowds. Floor markings are further implemented to observe physical (social) distancing rule. One way systems to be implemented in all facilities to ensure social distancing is adhered to.



Restaurants / satellites to re-open where 2m distancing can be adhered to. Perspex/PVC or similar partitions at till points to separate catering staff and customers. Some locations may not be opened if in confined spaces – alternatives in review with catering service provider. Catering staff will adhere to physical (social) distancing measures and wear PPE where required.



Eat at desk or designated areas. All meals provided will be 'to-go' and self-service will not be in operation, all meals to be served by catering staff.



Spend as little time as possible in staff kitchens etc. Enter break areas in turn, if necessary. Used cutlery to be cleaned straight away by hand or in the dishwasher using the max. temperature of the dishwasher. Items such as towels must not be shared with others. The site / building / floor manager will determine the maximum number of people allowed in enclosed spaces, such as staff kitchens.



Take precautions when using communal areas. Microwaves can be used around site, but must be cleaned and wiped down after use. In communal kitchen areas, physical (social) distancing and hand hygiene must be observed after using communal facilities.



Cleaning of communal areas, canteens and restaurants = increased. Recycling and normal waste disposal procedures to be followed. Catering staff will ensure increased cleaning of catering areas (high touch-points).



Vending machines to go cashless. All vending machines will no longer accept cash, with card or mobile payments accepted instead. Physical (social) distancing must be observed when using vending machines around site.

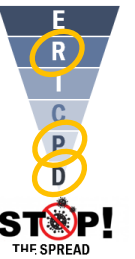


Ventilation. Where possible, work areas can be ventilated with fresh air regularly during the day. Most air conditioning systems do not need adjustment, however where systems serve multiple buildings or you are unsure, advice can be sought from your Facilities Management teams. Also check the direction of any floor standing or desk fans as part of the local risk assessment.



Physical (social) distancing regulations also apply in smoking areas. Associates may smoke in designated outdoor areas.

DISTANCING, HYGIENE AND VENTILATION REGULATIONS. PRODUCTION / WORKSHOP ENVIRONMENT.



Shift patterns. Local, technology specific solutions are implemented where possible, based on area risk assessment, to achieve physical (social) distancing requirements (i.e. 2 metre rule).

For example, reduced number of associates working at each station, revised work packages so distance is maintained between associates working on the same vehicle, gaps introduced in the assembly line to enable distance between associates, work stations separated to maintain physical distance requirement.

Associates must stay in their designated work areas. **Associate rotation may be restricted** as an additional measure.



Protective Equipment: If the task specific risk assessment identified that PPE is required to prevent the risk of spread of infection, the instruction must be complied with.



Eat at desk or designated areas. All meals provided will be 'to-go' and self-service will not be in operation, all meals to be served by catering staff.



One Way systems should be implemented, with appropriate signage, where possible. Doors, (except fire doors) should be wedged open.



Meetings should take place digitally, as far as possible. If face to face meetings can't be avoided, please ensure physical (social) distancing measures are in place.



Technical Access Controls. Appropriate technical or organisational measures must be taken to **avoid crowds** (i.e. at entrances, gates, meeting points and during fire alarms). Including, for example, defining process alternatives for entry/exit points where appropriate, e.g. deactivating turnstiles requiring pass checks, in favour of showing a pass to security personnel at a distance, or providing alternatives to key pads/touch points to access areas. Balance with security implications.

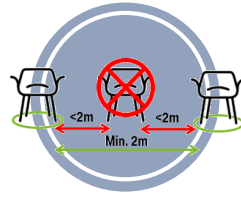
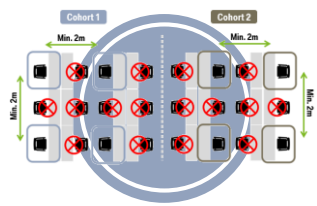
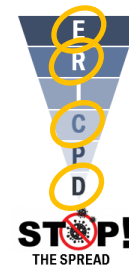


Ventilation. Where possible, work areas can be ventilated with fresh air regularly during the day. Most air conditioning systems do not need adjustment, however where systems serve multiple buildings or you are unsure, advice can be sought from your Facilities Management teams. Also check the direction of any floor standing or desk fans as part of the local risk assessment.



Whilst driving/testing vehicles. Limit to one person per vehicle to maintain physical (social) distancing rules; if this is not possible, temporary partition walls/dividers may be used. Open windows and ensure air circulation during and after the journey. After vehicle use, clean shared surface touch-points.

DISTANCING, HYGIENE AND VENTILATION REGULATIONS. OFFICE ENVIRONMENT.



Cohorting. Where an office based job cannot be done from home, this is an option. Definition of two or more cohorts or 'shifts' to be in the office on alternating times and desks. Desk signage would require moving after cleaning prior to the swap taking place.

Create Seat Plans in line with physical (social) distancing rules. Team and Meeting Rooms may be considered to create additional space for teams.

Desk-sharing rules. Desks / Work stations that may not be used must be labelled accordingly and hot desking should be avoided where possible.

Avoid face-to-face meetings. Use online alternatives like Skype. Reduce the number of participants as much as possible. Meetings should be kept **as short as possible**. Reduce number of chairs to remain 2 metres apart.

Work stations will be thoroughly cleaned daily. Be mindful of cleaning times and prepare to clean desk at the start and end of each day if necessary.



Do NOT share any pens, paperwork, chargers, staplers, tissues, coffee cups, snacks / sweets etc. Desks need to be kept clean and tidy.



Technical Access Controls. Appropriate technical or organisational measures must be taken to **avoid crowds** (i.e. at entrances, gates, meeting points and during fire alarms). Including, for example, defining process alternatives for entry/exit points where appropriate, e.g. deactivating turnstiles requiring pass checks, in favour of showing a pass to security personnel at a distance, or providing alternatives to key pads/touch points to access areas. Balance with security implications.

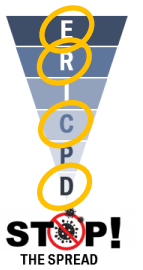


Ventilation. Where possible, work areas can be ventilated with fresh air regularly during the day. Most air conditioning systems do not need adjustment, however where systems serve multiple buildings or you are unsure, advice can be sought from your Facilities Management teams. Also check the direction of any floor standing or desk fans as part of the local risk assessment.



Refrain from shaking hands. Consider non-contact greetings that comply with the rules of physical (social) distancing.

DISTANCING, HYGIENE AND VENTILATION REGULATIONS. CUSTOMER ENVIRONMENT.



Customer Confidence is vital. Aim for a dialogue. Make sure customers feel safe. Openly address customer queries and concerns.

Face masks should be available for customers upon request (please refer to local guideline).

Test drives need to comply with physical (social) distancing rule. If customers share a household, more than one person may be in the car.

Vehicles will be cleaned after the test drive.



Ensure Infection Prevention Measures and Barriers are in place. Physical (social) distancing rule applies to seating arrangements; Perspex /PVC or similar dividers at welcome counter / reception.



Ventilation. Where possible, work areas can be ventilated with fresh air regularly during the day. Most air conditioning system do not need adjustment, however where systems serve multiple buildings or you are unsure, advice can be sought from your Facilities Management teams. Also check the direction of any floor standing or desk fans as part of the local risk assessment.



Refrain from shaking hands. Consider non-contact greetings that comply with the rules of physical (social) distancing.



Events are suspended until further notice.



Cleaning of showrooms cars. Customers are to be informed about updated cleaning protocols.



Catering areas are closed until further notice.

DISTANCING, HYGIENE AND VENTILATION REGULATIONS WHEN AT WORK. GENERAL INFORMATION ON FACE MASKS.



Masks are available for all people on site and should be used where zonal agreements have defined that they are recommended.



Masks are merely an addition and not a replacement for physical (social) distancing of at least 2 metres and regular hand-washing.



Masks will be issued in a controlled way by the relevant distributor. Volumes of face masks will be dictated by local assessment processes. Local arrangements for inventory monitoring should be established as required. The distributor must wear a face mask/covering when issuing face masks and must only hold them by the ear-loops.



After use, masks must be disposed of in general waste bins.



Voluntary mask wearing is acceptable as long as users continue to maintain physical (social) distancing of at least 2 metres.



DISTANCING, HYGIENE AND VENTILATION REGULATIONS WHEN AT WORK. DEALING WITH VISITORS.



At present, the access of business partners or visitors (e.g. external consultants, agencies) is to be kept to a minimum where possible and meetings are to be conducted using alternative means of communication (Skype) as far as possible.



Meetings that cannot be held by other means (e.g. Skype), should as far as possible take place close to the entrance, in a controlled space allowing physical (social) distancing to be observed.



Before entry, visitors must be informed by security / reception/the BMW associate of the measures in accordance with the present instructions for action, which are currently applicable in the company with regard to infection protection from COVID-19 and must be observed.



Plant tours will not take place until further notice.

DISTANCING, HYGIENE AND VENTILATION REGULATIONS WHEN AT WORK. DEALERSHIPS (1/2).



Given the situation, associates should approach customers and their questions with an open mind. They should ensure they are up to date with all regulations and hygiene standards and ensure they are briefed to answer customer questions correctly.



Dealerships must have sufficient control measures in place to observe physical (social) distancing in all areas (e.g. minimum distances between seats, protective screens at counters).



Customers will be provided with face masks on request. When engaged in face to face customer contact, associates should wear a mask if stipulated by the local risk assessment and/or if requested by the customer.



Protective procedures must be put in place before and during test drives. Test drives will be allowed with one person only. If this is not possible, temporary partition walls/dividers may be used. Instructions should be given outside rather than inside the car. Open windows and ensure air circulation during and after the journey.



Vehicles must be cleaned after every test drive, with particular attention to shared surface touch-points.

DISTANCING, HYGIENE AND VENTILATION REGULATIONS WHEN AT WORK. DEALERSHIPS (2/2).



All customer events have been cancelled until further notice. Once events are re-started, they must comply with current legislation and in accordance with the mandatory guidance in this handbook.



Showroom vehicles must be cleaned as needed. Customers must be informed of hygiene guidelines.



Any open catering areas must comply with current legislation and in accordance with the mandatory guidance in this handbook.



Vending machines where it's safe to do so, queue management can be implemented and only in accordance with legislation and the local risk assessment.



Children's play areas will remain closed.



Dealerships should consider their opening hours and days to ensure an adequate cleaning regime. During trading hours, suitable measures must be in place to ensure the number of visitors in dealerships at any one time complies with legal requirements and authority regulations.

IMPLEMENTATION AND COMMUNICATION. IMPLEMENTATION OF MEASURES.

UK MANAGEMENT RESTART HANDBOOK




This document forms the basis of Mandatory Guidance for People Managers at all locations of BMW Group in the UK and sets out the necessary and practical control measures to protect the health of our associates. This content which must be implemented with immediate effect forms the common basis for the mandatory implementation of the location specific guidelines at the UK sites which are binding.



Updated versions of this document will be published and communicated as required. This version is based on mandatory UK Government Guidance and where applicable, the latest version of the BMW AG Handbook.

UK HR LINE MANAGER GUIDE



This question and answer document forms the mandatory guidance for People Managers at all BMW Group locations in the UK and sets out the necessary and practical HR operational framework in response to the COVID-19 pandemic.



This information tells managers what to do in the event of various scenarios which may occur as a result of the Coronavirus situation, including information about dealing with at-risk individuals and what to do with suspected/confirmed cases of COVID-19.



As we approach the Re-start of Operations, specific guidance has been added to Table 3 around how to respond to questions from associates with questions about returning to the workplace. If you have any further queries, please speak to your local HR Management Team.

IMPLEMENTATION AND COMMUNICATION. COMMUNICATION AND INSTRUCTION.



Please note that there is a suite of communication and education materials available.



It's the Line Manager's responsibility to ensure all associates are informed and educated to comply with Occupational Safety requirements.



Associates must be aware of the relevant risk assessment, so that they are aware of the control measures and working safely.



All associates must be aware of their personal responsibility of complying with instructions, signage, guidelines to ensure a safe working environment.



Respect and Kindness. We all have concerns and this is normal.

- We must all recognise everyone is dealing with this situation in their own way.
- It is important to keep talking to each other.
- If you need additional support, please speak to your Line Manager about available services.

IMPLEMENTATION AND COMMUNICATION. BRIEFING PROCEDURE.



All managers and associates must be briefed, consistently and without exception. Managers may need to add content that applies specifically to their specialist division / department.



All associates must be instructed immediately on returning to work and individually sign or personally email to acknowledge receipt of each relevant induction / briefing / tool box talk, as applicable.



Confirmation of briefings may be requested by the relevant UK authorities. For this reason, **managers must maintain an attendance record in order to track who and what has been briefed.**



Suggested materials include: UK Management Handbook; UK HR Line Manager Guidance; BMW Group in the UK and local site related leaflets; videos; etc.

IMPLEMENTATION AND COMMUNICATION. EXAMPLES OF HEALTH & SAFETY COLLATERAL.

Relevant Health & Safety collateral is available for local use.

WASHING HANDS PROTECTS AGAINST INFECTIONS.

Please wash your hands with soap and water for 20 seconds or more at the beginning and end of every break, when you arrive at work and before you leave.



BMW GROUP



**PHYSICAL DISTANCING.
TOGETHER BUT APART.**




- Respect the guidelines.
- Respect each other.

BMW GROUP



**IN PRODUCTION.
REMEMBER...**



- Do not stand/gather in groups.
- Do not eat anywhere other than rest areas (please follow the rest area restrictions).
- Do not take any personal belongings on to the shop floor (use lockers provided).

Please inform your SPL / PL on your shift of any issues.

BMW GROUP



ONE WAY



BMW GROUP



SUPPORT FOR MENTAL HEALTH AND PRE-EXISTING MEDICAL CONDITIONS. HEALTH MANAGEMENT SUPPORT SERVICES FOR ALL BMW ASSOCIATES.



We all have concerns in this unprecedented time. This is normal and we must all recognise everyone is dealing with this situation in their own way. Together we will overcome this unusual situation. There is a range of supporting services and information available to all BMW associates.

WHAT IS RESILIENCE?

- **Resilience** relates to the ability of an individual to ‘bounce back’ and recover quickly from stressful life events and adversities.
- **Resilience** is not a trait that people either have or do not have. It involves behaviours, thoughts and actions that can be learned and developed in anyone.
- **Resilience** can be learned and developed over time and it’s a life long journey.

THE SEVEN PILLARS OF RESILIENCE

- 1. Taking self-responsibility.**
- 2. Optimism:** having a positive approach to challenges.
- 3. Autonomy:** self-confidence and a positive self- concept.
- 4. Solution orientated.**
- 5. Clear future orientation:** self-management and taking initiative.
- 6. Building networks:** developing strong personal relationships.
- 7. Acceptance:** coming to terms with reality, achieving emotional stability.

TOP TIPS TO INCREASE YOUR RESILIENCE

- Pay attention to details:** Practice bringing focused **attention to the here and now.**
- Focus on what you can control:** Accept that you **can’t change the past** and can’t often change **other people.** Take an objective look at your experiences and learn from them.
- Practice optimism:** **Being positive** can help you bounce back from difficult situations. Forgive when you offer forgiveness, you release stress.
- Gain perspective:** **Decide what’s most important in life**, such as relationships or good health and emphasise those areas of your life.
- Laugh:** A **sense of humour** can help you deal with life’s ups and downs.
- Visualise resilience:** Imagine yourself as **someone who bounces back from adversity.**

WHERE TO FIND THE LATEST INFORMATION AND UPDATES?

Please refer to the relevant Health Management Intranet Pages:

HEALTH
MANAGEMENT



- [Production Triangle & R-RMC](#)
- [Summit ONE](#)

PRE-EXISTING MEDICAL CONDITIONS

Please refer to the [HR Line Manager Guidance](#) for further information

WHAT SUPPORT SERVICES ARE AVAILABLE?

- BMW Emotional Wellbeing Helpline, available 24/7/365:**
 - Helpline: 0800 243 458
 - Online Resource Portal: <http://www.eapdirect.co.uk/>
 - Company code: BMW Password: associate
- BEN Helpline, available Monday to Friday 8am – 8pm:**
 - Helpline: 08081 311 333
 - <https://ben.org.uk/> or email supportservices@ben.org.uk

FURTHER INFORMATION IN DETAIL.

SUPPORTING DIVERSITY AND INCLUSION WHEN IMPLEMENTING MEASURES.



The coronavirus is challenging for everyone and for some, it may be extremely unsettling. A break with the familiar routines and procedures can cause feelings of uncertainty and fear.



Our task is to **support our associates as best we can** by addressing their needs with sensitivity and offering them reassurance by familiarising them with what's new.



If you have an associate who has trouble with the new circumstances or routines, **take additional time to reassure them and listen to their concerns**. Sources of information to support you include the Health Management intranet page; UK HR Line Manager Guide; Occupational Health service. If you sense they are uncertain, address the issue as soon as possible, or **refer them to the relevant source of information**, where this is applicable.



Write the most important instructions down – in plain, simple language for them to refer to later.

Make sure the routes that are in place do not have any trip hazards or other dangers. If necessary, clear the way. If needed, consider offering points of orientation (such as tactile markers on floors for people with limited/no vision). Warn them of any other dangers or hazards they may need to take into account.

Consider any language barriers to ensuring full understanding of the new regulations and guidance, where use of plain, simple language may be beneficial.



If you need to plan out new routes, keep in mind that associates with mobility restrictions may require barrier-free access.

EDITORIAL.

THIS DOCUMENT WAS COORDINATED BY THE FOLLOWING DEPARTMENTS.

Coordinating Departments **CR-H, TU-O-6, PZ-EU-UK, PA-52, TU-O-64, TU-O-1-S.**

Published by CR-H, TU-O-6, PZ-EU-UK, PA-52, TU-O-64, TU-O-1-S, AK-63-UK, CR-K.

Sources GOV.UK (including 'Staying COVID-19 Secure in 2020')
PHE / NHS England
World Health Organisation
Health and Safety Executive
BMW AG Handbook
BMW Group Guideline on Face Mask Provision
European Centre for Disease Prevention and Control (ECDC).

Version 1.0

PROTECT. PREVENT. TOGETHER.